



SCT and Plotting

Presenters: Phil Weinstein and David Neumann

2016 RiverWare User Group Meeting

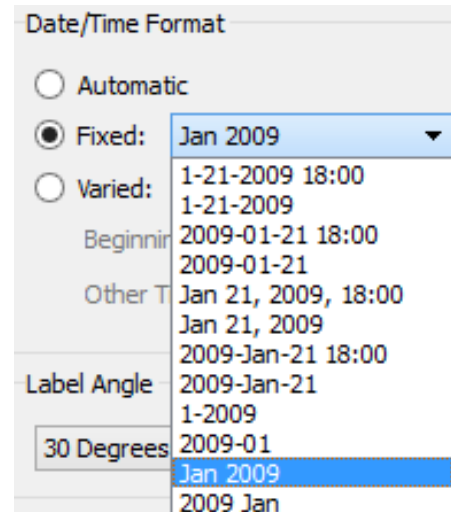
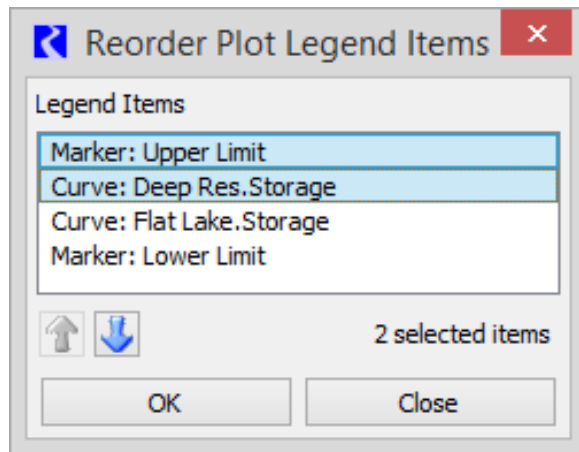
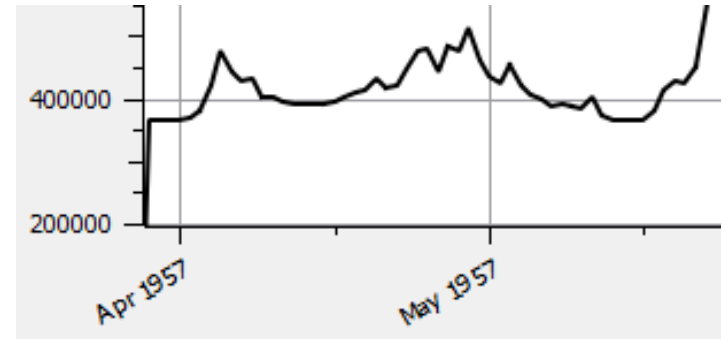
August 23-24, 2016

SCT Enhancements

- 6.9: Color Alerts and Conditional Formatting
- 7.0: Better column width control when using multiple sheets

Plotting

- Enhancements in 6.9:
 - Axis Label Rotation
 - DateTime Formats
 - Legend Reorder



Plotting

- Completed for 7.0:
 - Date Range Specification - Demo
 - Many bug fixes
- Proposed for 7.0:
 - Remove “Save” paradigm
 - Restructure to **Plot Editor** and **Viewer**
 - Swap out graphs within a plot
 - Curve layer control
 - Plot scalars and/or dynamic date markers

Longer Range Plotting Plan

- Improve sizing of plots
- Better legends
- Text annotations
- Better default colors out of the box
- Improve time range view
- Lots of little interface things – Let us know!